

LELIEVRE

PARIS

CANNELE - CARDINAL *

1624-02



With a silk warp and a cotton weft, Cannele is ideal for use in both classical and contemporary interiors. Available in 31 colourways, mostly corrodinating with the present collection and a few tones for a more modern setting.

Collection	PATRIMOINE
------------	------------

Brand	TASSINARI & CHATEL
-------	--------------------


TECHNICAL DATA

Composition	Cotton 59% - Silk 41%
-------------	-----------------------

Width	130 cm
-------	--------

Repeat cut	No
------------	----

Drop match	No
------------	----

Care	   
------	---

Uses	   
------	---

Weight / Linear metre	215 g
-----------------------	-------

LELIEVRE

PARIS

Available colours




1624-02
**CANNELE -
CARDINAL ***




1624-03
**CANNELE -
POMPEI ***



1624-04
**CANNELE -
CORAIL ***



1624-05
**CANNELE - ROSE



1624-06
**CANNELE - BOIS
DE ROSE ***



1624-07
**CANNELE - TAUPE



1624-10
**CANNELE -
BLANC ***



1624-12
**CANNELE - CHX
DE LA REINE ***



1624-14
CANNELE - OR *



1624-15
**CANNELE - PEPITE



1624-16
**CANNELE -
AMBRE ***



1624-17
**CANNELE -
CHAUDRON ***



1624-19
**CANNELE -
CHOCOLAT ***



1624-20
**CANNELE -
GRENAT ***



1624-21
**CANNELE -
MUSCAT ***



1624-22
**CANNELE -
AMETHYSTE ***



1624-23
**CANNELE -
POURPRE ***



1624-25
**CANNELE -
HAVANE ***



1624-28
**CANNELE -
AMANDE ***

CANNELE - CARDINAL *

1624-02

