

KATMANDOU - FICELLE









4251-05



This structured semi-plain sophisticated weave is inspired by hand-made fabrics from mountain peoples. A palette of 8 colours in plant-based shades topped off with more contrasting colours to give any interior softness and character. This material is both luxurious and natural. Ideal for use on chairs and home accessories.

Collection	HIMALAYA
Brand	LELIEVRE

TECHNICAL DATA

Composition	Viscose 61% - Cotton 31% - Linen 5% - Polyester 2% - Polyamide 1%
Width	136 cm
Repeat cut	No
Drop match	No
Care	   
Uses	   
Martindale test	40 000 T
Weight / Linear metre	900 g

LELIEVRE

PARIS

Available colours



4251-01
**KATMANDOU -
GRANIT**



4251-02
**KATMANDOU -
EUCALYPTUS**



4251-03
**KATMANDOU -
GENÊT**



4251-04
**KATMANDOU -
NATUREL**



4251-05
**KATMANDOU -
FICELLE**



4251-06
**KATMANDOU -
TOMETTE**



4251-07
**KATMANDOU -
LIEGE**



4251-08
**KATMANDOU -
AUBERGINE**

KATMANDOU - FICELLE
4251-05

