

LES ENCRÉS - ESQUISSE

3266-11



Collection **BIG TIE**

Marque **LELIÈVRE CONTRACT**

FICHE TECHNIQUE

Composition **Polyester FR 100%**

Largeur **140 cm**

Coupe au raccord **Non**

Raccord sauté **Non**

Entretien    

Utilisations    

Test Martindale **40 000 T**

Poids ML **530 g**

Code feu **M1**


LELIEVRE

PARIS

Coloris disponibles



3266-01
**LES ENCRES - BIG
LOSANGE**




3266-02
**LES ENCRES -
LOSANGE**




3266-03
**LES ENCRES -
LIGNE**




3266-04
**LES ENCRES -
CARRE**




3266-05
**LES ENCRES -
AXIS**



3266-06
**LES ENCRES -
DELTA**




3266-07
**LES ENCRES -
RECTANGLE**




3266-08
**LES ENCRES - BIG
DEDALE**



3266-09
**LES ENCRES - BIG
ESQUISSE**



3266-10
**LES ENCRES -
DEDALE**



3266-11
**LES ENCRES -
ESQUISSE**

LES ENCRÉS - ESQUISSE

3266-11

