

LELIEVRE

PARIS

TOLEDE - ENCRE

1693-01



Tolède is a Moorish style lampas in gold, blue and red on a deep amethyst satin ground with compositions inspired by the Arts Décoratifs de l'Orient movement and designed around 1860/1865. The radiant arabesques are vibrant contrasting with the ironwork and illuminated motifs. There are more documents from this genre in the archives of Tassinari & Chatel.

Collection	PATRIMOINE
------------	------------

Brand	TASSINARI & CHATEL
-------	--------------------

TECHNICAL DATA

Composition	Silk 100%
-------------	-----------


Width	129 cm
-------	--------



Repeat cut	No
------------	----

Vertical repeat	30 cm
-----------------	-------

Horizontal repeat	32 cm
-------------------	-------

Drop match	No
------------	----

Care	   
------	---

Uses	   
------	---

Weight / Linear metre	275 g
-----------------------	-------

LELIEVRE

PARIS



lelievrepairs.com
contact@lelievrepairs.com

TOLEDE - ENCRE

1693-01

