

# LELIEVRE

PARIS

## WOOLY - DUNE

0633-18



A woolly velveteen that looks like broadcloth, Essentiel is a high-performance technical fabric. It wipes clean easily as it is stainproof. It is also antimicrobial, water and mould resistant and traps odours. It is fully recyclable. This fabric is designed to be used as seat upholstery and is available in 22 colourways for a lovely palette of neutrals and bright colours.

---

Brand	LELIEVRE
-------	----------

---

### TECHNICAL DATA

---

Composition	Polyester 100%
-------------	----------------

---

Width	140 cm
-------	--------

---

Repeat cut	No
------------	----


---

Drop match	No
------------	----

---

Care	   
------	---

---

Uses	  
------	---

---

Martindale test	40 000 T
-----------------	----------

---

Weight / Linear metre	531 g
-----------------------	-------

---


# LELIEVRE

PARIS

## Available colours



0633-01  
**WOOLY - FORET**



0633-02  
**WOOLY - PISTACHE**



0633-03  
**WOOLY - TILLEUL**



0633-04  
**WOOLY - SANGUINE**




0633-05  
**WOOLY - RUBIS**



0633-06  
**WOOLY - FIGUE**



0633-07  
**WOOLY - AUBERGINE**



0633-08  
**WOOLY - MARINE**




0633-09  
**WOOLY - DENIM**



0633-10  
**WOOLY - PETROLE**



0633-11  
**WOOLY - CELADON**



0633-12  
**WOOLY - CENDRE**




0633-13  
**WOOLY - ETAIN**




0633-14  
**WOOLY - SOURIS**



0633-15  
**WOOLY - GALET**



0633-16  
**WOOLY - PERLE**




0633-17  
**WOOLY - CRAIE**




0633-18  
**WOOLY - DUNE**




0633-19  
**WOOLY - SABLE**



0633-20  
**WOOLY - FICELLE**



0633-21  
**WOOLY - TAUPE**



0633-22  
**WOOLY - CHARBON**

**WOOLY - DUNE**

0633-18

